




Chapter 16: Concurrency Control

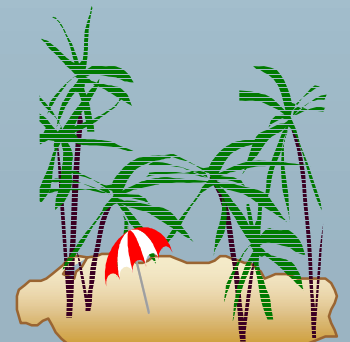
- Lock-Based Protocols
- Timestamp-Based Protocols
- Validation-Based Protocols
- Multiple Granularity
- Multiversion Schemes
- Deadlock Handling
- Insert and Delete Operations
- Concurrency in Index Structures





Lock-Based Protocols

- A lock is a mechanism to control concurrent access to a data item
- Data items can be locked in two modes :
 1. *exclusive (X) mode*. Data item can be both read as well as written. X-lock is requested using **lock-X** instruction.
 2. *shared (S) mode*. Data item can only be read. S-lock is requested using **lock-S** instruction.
- Lock requests are made to concurrency-control manager. Transaction can proceed only after request is granted.



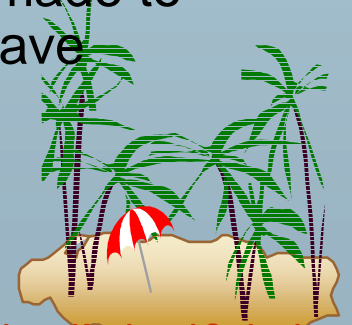


Lock-Based Protocols (Cont.)

- Lock-compatibility matrix

	S	X
S	true	false
X	false	false

- A transaction may be granted a lock on an item if the requested lock is compatible with locks already held on the item by other transactions
- Any number of transactions can hold shared locks on an item, but if any transaction holds an exclusive on the item no other transaction may hold any lock on the item.
- If a lock cannot be granted, the requesting transaction is made to wait till all incompatible locks held by other transactions have been released. The lock is then granted.



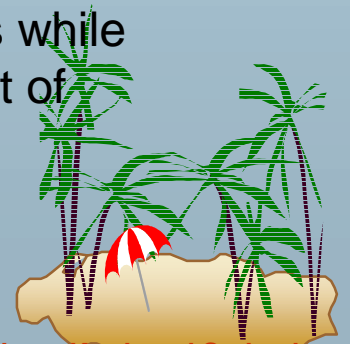


Lock-Based Protocols (Cont.)

- Example of a transaction performing locking:

```
 $T_2$ : lock-S(A);  
      read (A);  
      unlock(A);  
      lock-S(B);  
      read (B);  
      unlock(B);  
      display(A+B)
```

- Locking as above is not sufficient to guarantee serializability — if A and B get updated in-between the read of A and B , the displayed sum would be wrong.
- A **locking protocol** is a set of rules followed by all transactions while requesting and releasing locks. Locking protocols restrict the set of possible schedules.



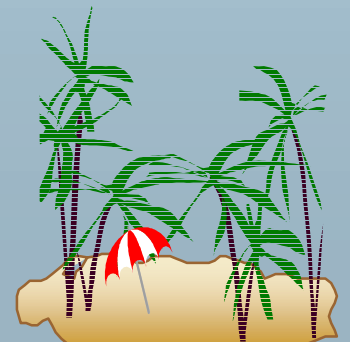


Pitfalls of Lock-Based Protocols

- Consider the partial schedule

T_3	T_4
lock-X(B)	
read(B)	
$B := B - 50$	
write(B)	
	lock-S(A)
	read(A)
	lock-S(B)
lock-X(A)	


- Neither T_3 nor T_4 can make progress — executing **lock-S(B)** causes T_4 to wait for T_3 to release its lock on B , while executing **lock-X(A)** causes T_3 to wait for T_4 to release its lock on A .
- Such a situation is called a **deadlock**.
 - ★ To handle a deadlock one of T_3 or T_4 must be rolled back and its locks released.





Pitfalls of Lock-Based Protocols (Cont.)

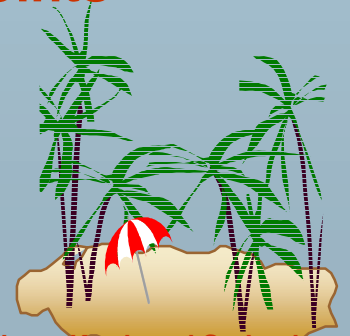
- The potential for deadlock exists in most locking protocols. Deadlocks are a necessary evil.
- **Starvation** is also possible if concurrency control manager is badly designed. For example:
 - ★ A transaction may be waiting for an X-lock on an item, while a sequence of other transactions request and are granted an S-lock on the same item.
 - ★ The same transaction is repeatedly rolled back due to deadlocks.
- Concurrency control manager can be designed to prevent starvation.





The Two-Phase Locking Protocol


- This is a protocol which ensures conflict-serializable schedules.
- Phase 1: Growing Phase
 - ★ transaction may obtain locks
 - ★ transaction may not release locks
- Phase 2: Shrinking Phase
 - ★ transaction may release locks
 - ★ transaction may not obtain locks
- The protocol assures serializability. It can be proved that the transactions can be serialized in the order of their **lock points** (i.e. the point where a transaction acquired its final lock).





The Two-Phase Locking Protocol (Cont.)

- Two-phase locking *does not* ensure freedom from deadlocks
- Cascading roll-back is possible under two-phase locking. To avoid this, follow a modified protocol called **strict two-phase locking**. Here a transaction must hold all its exclusive locks till it commits/aborts.
- **Rigorous two-phase locking** is even stricter: here *all* locks are held till commit/abort. In this protocol transactions can be serialized in the order in which they commit.






The Two-Phase Locking Protocol (Cont.)

- There can be conflict serializable schedules that cannot be obtained if two-phase locking is used.
- However, in the absence of extra information (e.g., ordering of access to data), two-phase locking is needed for conflict serializability in the following sense:


Given a transaction T_i that does not follow two-phase locking, we can find a transaction T_j that uses two-phase locking, and a schedule for T_i and T_j that is not conflict serializable.





Lock Conversions

- Two-phase locking with lock conversions:
 - First Phase:
 - ★ can acquire a **lock-S** on item
 - ★ can acquire a **lock-X** on item
 - ★ can convert a **lock-S** to a **lock-X** (upgrade)
 - Second Phase:
 - ★ can release a **lock-S**
 - ★ can release a **lock-X**
 - ★ can convert a **lock-X** to a **lock-S** (downgrade)
- This protocol assures serializability. But still relies on the programmer to insert the various locking instructions.





Automatic Acquisition of Locks

- A transaction T_i issues the standard read/write instruction, without explicit locking calls.
- The operation **read**(D) is processed as:

if T_i has a lock on D

then

read(D)

else


begin

if necessary wait until no other
transaction has a **lock-X** on D

grant T_i a **lock-S** on D ;

read(D)


end





Automatic Acquisition of Locks (Cont.)


- **write**(D) is processed as:
if T_i has a **lock-X** on D
 then
 write(D)
 else
 begin
 if necessary wait until no other trans. has any lock on D ,
 if T_i has a **lock-S** on D
 then
 upgrade lock on D to **lock-X**
 else
 grant T_i a **lock-X** on D
 write(D)
 end;
- All locks are released after commit or abort



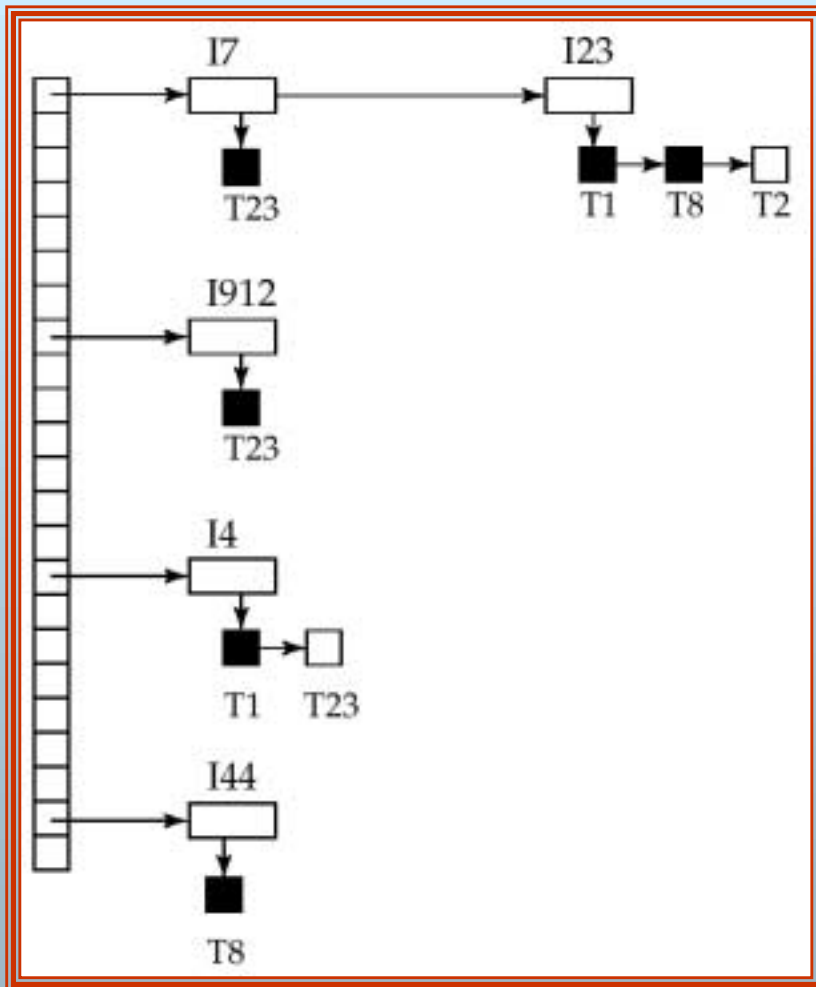


Implementation of Locking

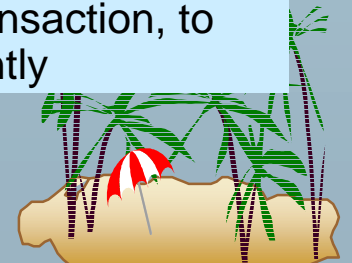
- A **Lock manager** can be implemented as a separate process to which transactions send lock and unlock requests
- The lock manager replies to a lock request by sending a lock grant messages (or a message asking the transaction to roll back, in case of a deadlock)
- The requesting transaction waits until its request is answered
- The lock manager maintains a datastructure called a **lock table** to record granted locks and pending requests
- The lock table is usually implemented as an in-memory hash table indexed on the name of the data item being locked



Lock Table



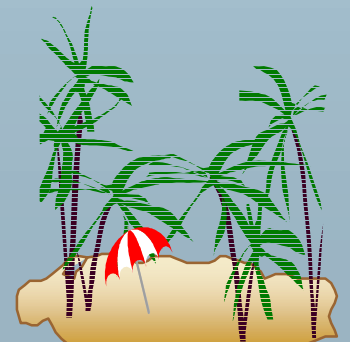
- Black rectangles indicate granted locks, white ones indicate waiting requests
- Lock table also records the type of lock granted or requested
- New request is added to the end of the queue of requests for the data item, and granted if it is compatible with all earlier locks
- Unlock requests result in the request being deleted, and later requests are checked to see if they can now be granted
- If transaction aborts, all waiting or granted requests of the transaction are deleted
 - ★ lock manager may keep a list of locks held by each transaction, to implement this efficiently





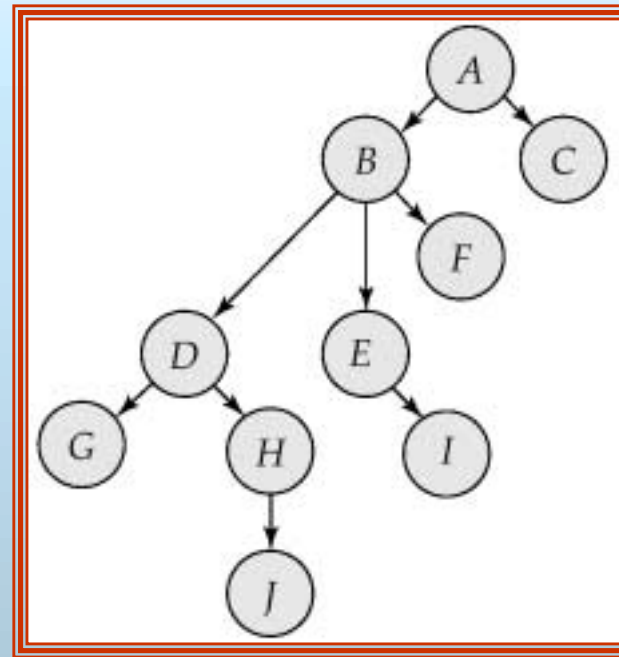
Graph-Based Protocols

- Graph-based protocols are an alternative to two-phase locking
- Impose a partial ordering \rightarrow on the set $\mathbf{D} = \{d_1, d_2, \dots, d_h\}$ of all data items.
 - ★ If $d_i \rightarrow d_j$ then any transaction accessing both d_i and d_j must access d_i before accessing d_j .
 - ★ Implies that the set \mathbf{D} may now be viewed as a directed acyclic graph, called a *database graph*.
- The *tree-protocol* is a simple kind of graph protocol.

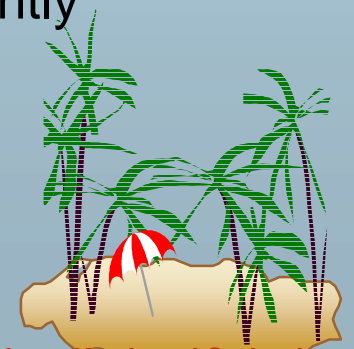




Tree Protocol



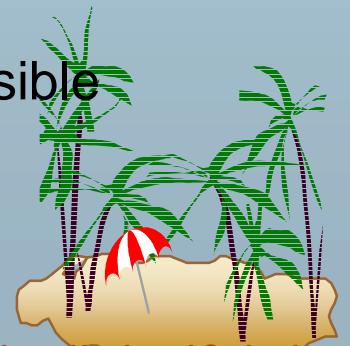
- Only exclusive locks are allowed.
- The first lock by T_i may be on any data item. Subsequently, a data Q can be locked by T_i only if the parent of Q is currently locked by T_i .
- Data items may be unlocked at any time.





Graph-Based Protocols (Cont.)


- The tree protocol ensures conflict serializability as well as freedom from deadlock.
- Unlocking may occur earlier in the tree-locking protocol than in the two-phase locking protocol.
 - ★ shorter waiting times, and increase in concurrency
 - ★ protocol is deadlock-free, no rollbacks are required
 - ★ the abort of a transaction can still lead to cascading rollbacks.
(this correction has to be made in the book also.)
- However, in the tree-locking protocol, a transaction may have to lock data items that it does not access.
 - ★ increased locking overhead, and additional waiting time
 - ★ potential decrease in concurrency
- Schedules not possible under two-phase locking are possible under tree protocol, and vice versa.





Timestamp-Based Protocols


- Each transaction is issued a timestamp when it enters the system. If an old transaction T_i has time-stamp $TS(T_i)$, a new transaction T_j is assigned time-stamp $TS(T_j)$ such that $TS(T_i) < TS(T_j)$.
- The protocol manages concurrent execution such that the time-stamps determine the serializability order.
- In order to assure such behavior, the protocol maintains for each data Q two timestamp values:
 - ★ **W-timestamp**(Q) is the largest time-stamp of any transaction that executed **write**(Q) successfully.
 - ★ **R-timestamp**(Q) is the largest time-stamp of any transaction that executed **read**(Q) successfully.





Timestamp-Based Protocols (Cont.)


- The timestamp ordering protocol ensures that any conflicting **read** and **write** operations are executed in timestamp order.
- Suppose a transaction T_i issues a **read**(Q)
 1. If $TS(T_i) \leq \mathbf{W}$ -timestamp(Q), then T_i needs to read a value of Q that was already overwritten. Hence, the **read** operation is rejected, and T_i is rolled back.
 2. If $TS(T_i) \geq \mathbf{W}$ -timestamp(Q), then the **read** operation is executed, and R-timestamp(Q) is set to the maximum of R-timestamp(Q) and $TS(T_i)$.





Timestamp-Based Protocols (Cont.)

- Suppose that transaction T_i issues **write**(Q).
- If $TS(T_i) < R\text{-timestamp}(Q)$, then the value of Q that T_i is producing was needed previously, and the system assumed that that value would never be produced. Hence, the **write** operation is rejected, and T_i is rolled back.
- If $TS(T_i) < W\text{-timestamp}(Q)$, then T_i is attempting to write an obsolete value of Q . Hence, this **write** operation is rejected, and T_i is rolled back.
- Otherwise, the **write** operation is executed, and $W\text{-timestamp}(Q)$ is set to $TS(T_i)$.






Example Use of the Protocol

A partial schedule for several data items for transactions with timestamps 1, 2, 3, 4, 5


T_1	T_2	T_3	T_4	T_5
read(Y)	read(Y)	write(Y) write(Z)		read(X)
read(X)	read(X) abort	write(Z) abort		read(Z)
				write(Y) write(Z)





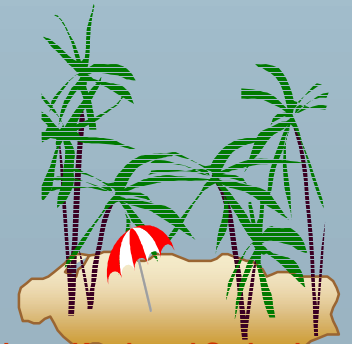
Correctness of Timestamp-Ordering Protocol

- The timestamp-ordering protocol guarantees serializability since all the arcs in the precedence graph are of the form:



Thus, there will be no cycles in the precedence graph

- Timestamp protocol ensures freedom from deadlock as no transaction ever waits.
- But the schedule may not be cascade-free, and may not even be recoverable.





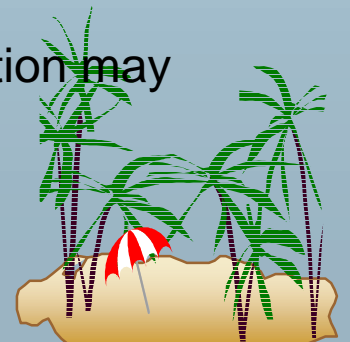
Recoverability and Cascade Freedom

■ Problem with timestamp-ordering protocol:

- ★ Suppose T_i aborts, but T_j has read a data item written by T_i
- ★ Then T_j must abort; if T_j had been allowed to commit earlier, the schedule is not recoverable.
- ★ Further, any transaction that has read a data item written by T_j must abort
- ★ This can lead to cascading rollback --- that is, a chain of rollbacks

■ Solution:

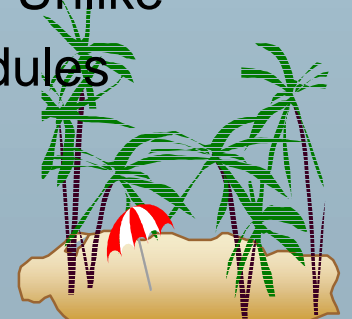
- ★ A transaction is structured such that its writes are all performed at the end of its processing
- ★ All writes of a transaction form an atomic action; no transaction may execute while a transaction is being written
- ★ A transaction that aborts is restarted with a new timestamp





Thomas' Write Rule

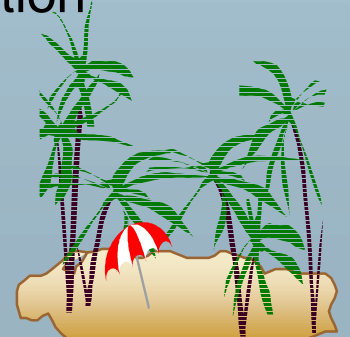
- Modified version of the timestamp-ordering protocol in which obsolete **write** operations may be ignored under certain circumstances.
- When T_i attempts to write data item Q , if $TS(T_i) < W\text{-timestamp}(Q)$, then T_i is attempting to write an obsolete value of $\{Q\}$. Hence, rather than rolling back T_i as the timestamp ordering protocol would have done, this **{write}** operation can be ignored.
- Otherwise this protocol is the same as the timestamp ordering protocol.
- Thomas' Write Rule allows greater potential concurrency. Unlike previous protocols, it allows some view-serializable schedules that are not conflict-serializable.





Validation-Based Protocol


- Execution of transaction T_i is done in three phases.
 1. **Read and execution phase:** Transaction T_i writes only to temporary local variables
 2. **Validation phase:** Transaction T_i performs a "validation test" to determine if local variables can be written without violating serializability.
 3. **Write phase:** If T_i is validated, the updates are applied to the database; otherwise, T_i is rolled back.
- The three phases of concurrently executing transactions can be interleaved, but each transaction must go through the three phases in that order.
- Also called as **optimistic concurrency control** since transaction executes fully in the hope that all will go well during validation





Validation-Based Protocol (Cont.)


- Each transaction T_i has 3 timestamps
 - **Start**(T_i) : the time when T_i started its execution
 - **Validation**(T_i): the time when T_i entered its validation phase
 - **Finish**(T_i) : the time when T_i finished its write phase
- Serializability order is determined by timestamp given at validation time, to increase concurrency. Thus $TS(T_i)$ is given the value of **Validation**(T_i).
- This protocol is useful and gives greater degree of concurrency if probability of conflicts is low. That is because the serializability order is not pre-decided and relatively less transactions will have to be rolled back.





Validation Test for Transaction T_j

- If for all T_i with $TS(T_i) < TS(T_j)$ either one of the following condition holds:
 - ★ **finish**(T_i) < **start**(T_j)
 - ★ **start**(T_j) < **finish**(T_i) < **validation**(T_j) **and** the set of data items written by T_i does not intersect with the set of data items read by T_j .then validation succeeds and T_j can be committed. Otherwise, validation fails and T_j is aborted.
- *Justification*: Either first condition is satisfied, and there is no overlapped execution, or second condition is satisfied and
 1. the writes of T_j do not affect reads of T_i since they occur after T_i has finished its reads.
 2. the writes of T_i do not affect reads of T_j since T_j does not read any item written by T_i .

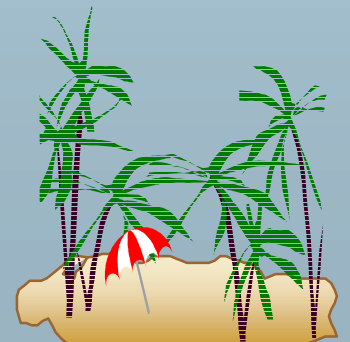




Schedule Produced by Validation

- Example of schedule produced using validation

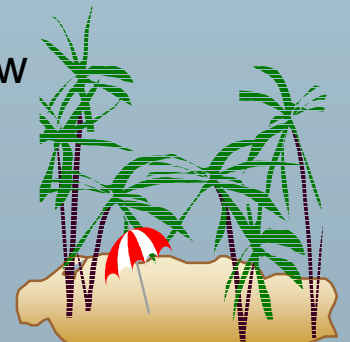
T_{14}	T_{15}
read(B)	read(B) <i>B:- B-50</i>
read(A) <i>(validate)</i> display (A+B)	read(A) <i>A:- A+50</i>
	<i>(validate)</i> write (B) write (A)





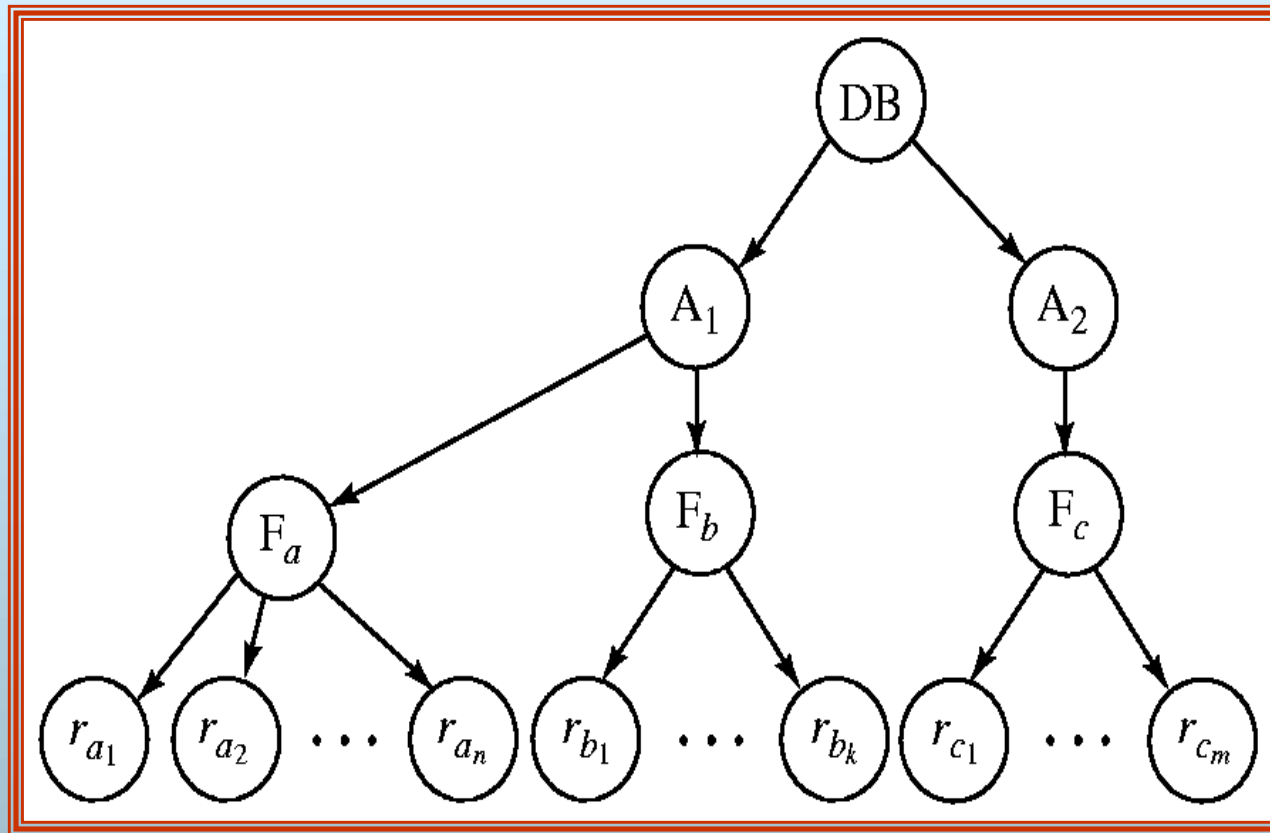
Multiple Granularity

- Allow data items to be of various sizes and define a hierarchy of data granularities, where the small granularities are nested within larger ones
- Can be represented graphically as a tree (but don't confuse with tree-locking protocol)
- When a transaction locks a node in the tree *explicitly*, it *implicitly* locks all the node's descendents in the same mode.
- **Granularity of locking** (level in tree where locking is done):
 - ★ *fine granularity* (lower in tree): high concurrency, high locking overhead
 - ★ *coarse granularity* (higher in tree): low locking overhead, low concurrency

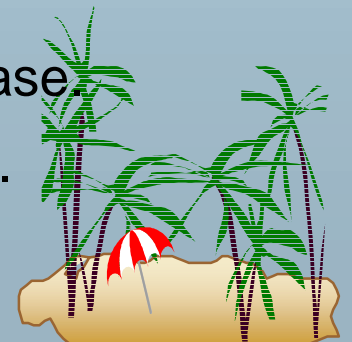




Example of Granularity Hierarchy



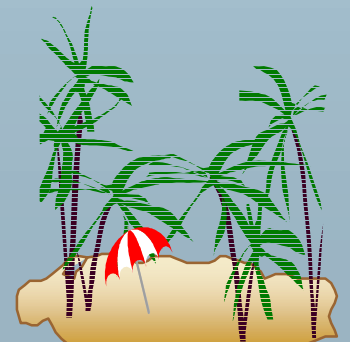
The highest level in the example hierarchy is the entire database.
The levels below are of type *area*, *file* and *record* in that order.





Intention Lock Modes

- In addition to S and X lock modes, there are three additional lock modes with multiple granularity:
 - ★ ***intention-shared*** (IS): indicates explicit locking at a lower level of the tree but only with shared locks.
 - ★ ***intention-exclusive*** (IX): indicates explicit locking at a lower level with exclusive or shared locks
 - ★ ***shared and intention-exclusive*** (SIX): the subtree rooted by that node is locked explicitly in shared mode and explicit locking is being done at a lower level with exclusive-mode locks.
- intention locks allow a higher level node to be locked in S or X mode without having to check all descendent nodes.

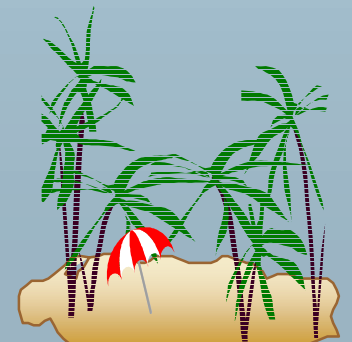




Compatibility Matrix with Intention Lock Modes

- The compatibility matrix for all lock modes is:

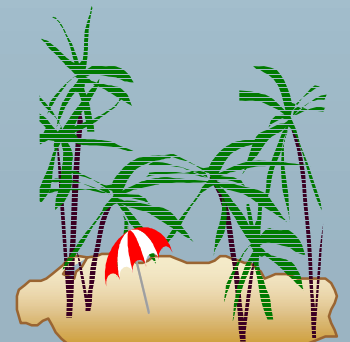
	IS	IX	S	S IX	X
IS	✓	✓	✓	✓	×
IX	✓	✓	×	×	×
S	✓	×	✓	×	×
S IX	✓	×	×	×	×
X	×	×	×	×	×





Multiple Granularity Locking Scheme

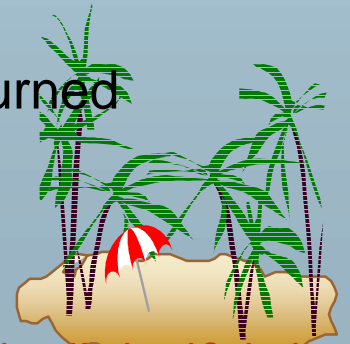
- Transaction T_i can lock a node Q , using the following rules:
 1. The lock compatibility matrix must be observed.
 2. The root of the tree must be locked first, and may be locked in any mode.
 3. A node Q can be locked by T_i in S or IS mode only if the parent of Q is currently locked by T_i in either IX or IS mode.
 4. A node Q can be locked by T_i in X, SIX, or IX mode only if the parent of Q is currently locked by T_i in either IX or SIX mode.
 5. T_i can lock a node only if it has not previously unlocked any node (that is, T_i is two-phase).
 6. T_i can unlock a node Q only if none of the children of Q are currently locked by T_i .
- Observe that locks are acquired in root-to-leaf order, whereas they are released in leaf-to-root order.





Multiversion Schemes


- Multiversion schemes keep old versions of data item to increase concurrency.
 - ★ Multiversion Timestamp Ordering
 - ★ Multiversion Two-Phase Locking
- Each successful **write** results in the creation of a new version of the data item written.
- Use timestamps to label versions.
- When a **read**(Q) operation is issued, select an appropriate version of Q based on the timestamp of the transaction, and return the value of the selected version.
- **reads** never have to wait as an appropriate version is returned immediately.





Multiversion Timestamp Ordering

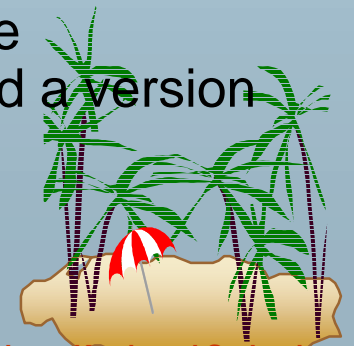
- Each data item Q has a sequence of versions $\langle Q_1, Q_2, \dots, Q_m \rangle$. Each version Q_k contains three data fields:
 - ★ **Content** -- the value of version Q_k .
 - ★ **W-timestamp**(Q_k) -- timestamp of the transaction that created (wrote) version Q_k .
 - ★ **R-timestamp**(Q_k) -- largest timestamp of a transaction that successfully read version Q_k .
- when a transaction T_i creates a new version Q_k of Q , Q_k 's W-timestamp and R-timestamp are initialized to $TS(T_i)$.
- R-timestamp of Q_k is updated whenever a transaction T_j reads Q_k , and $TS(T_j) > R\text{-timestamp}(Q_k)$.





Multiversion Timestamp Ordering (Cont)

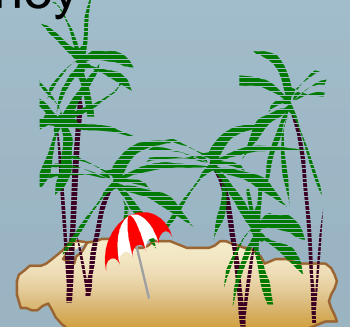
- The multiversion timestamp scheme presented next ensures serializability.
- Suppose that transaction T_i issues a **read**(Q) or **write**(Q) operation. Let Q_k denote the version of Q whose write timestamp is the largest write timestamp less than or equal to $TS(T_i)$.
 1. If transaction T_i issues a **read**(Q), then the value returned is the content of version Q_k .
 2. If transaction T_i issues a **write**(Q), and if $TS(T_i) < R$ -timestamp(Q_k), then transaction T_i is rolled back. Otherwise, if $TS(T_i) = W$ -timestamp(Q_k), the contents of Q_k are overwritten, otherwise a new version of Q is created.
- Reads always succeed; a write by T_i is rejected if some other transaction T_j that (in the serialization order defined by the timestamp values) should read T_i 's write, has already read a version created by a transaction older than T_i .





Multiversion Two-Phase Locking


- Differentiates between read-only transactions and update transactions
- *Update transactions* acquire read and write locks, and hold all locks up to the end of the transaction. That is, update transactions follow rigorous two-phase locking.
 - ★ Each successful **write** results in the creation of a new version of the data item written.
 - ★ each version of a data item has a single timestamp whose value is obtained from a counter **ts-counter** that is incremented during commit processing.
- *Read-only transactions* are assigned a timestamp by reading the current value of **ts-counter** before they start execution; they follow the multiversion timestamp-ordering protocol for performing reads.





Multiversion Two-Phase Locking (Cont.)

- When an update transaction wants to read a data item, it obtains a shared lock on it, and reads the latest version.
- When it wants to write an item, it obtains X lock on; it then creates a new version of the item and sets this version's timestamp to ∞ .
- When update transaction T_i completes, commit processing occurs:
 - ★ T_i sets timestamp on the versions it has created to **ts-counter + 1**
 - ★ T_i increments **ts-counter** by 1
- Read-only transactions that start after T_i increments **ts-counter** will see the values updated by T_i .
- Read-only transactions that start before T_i increments the **ts-counter** will see the value before the updates by T_i .
- Only serializable schedules are produced.





Deadlock Handling


- Consider the following two transactions:

T_1 : write (X)
write(Y)

T_2 : write(Y)
write(X)

- Schedule with deadlock


T_1	T_2
lock-X on X write (X) wait for lock-X on Y	lock-X on Y write (X) wait for lock-X on X





Deadlock Handling


- System is deadlocked if there is a set of transactions such that every transaction in the set is waiting for another transaction in the set.
- **Deadlock prevention** protocols ensure that the system will *never* enter into a deadlock state. Some prevention strategies :
 - ★ Require that each transaction locks all its data items before it begins execution (predeclaration).
 - ★ Impose partial ordering of all data items and require that a transaction can lock data items only in the order specified by the partial order (graph-based protocol).





More Deadlock Prevention Strategies


- Following schemes use transaction timestamps for the sake of deadlock prevention alone.
- **wait-die** scheme — non-preemptive
 - ★ older transaction may wait for younger one to release data item. Younger transactions never wait for older ones; they are rolled back instead.
 - ★ a transaction may die several times before acquiring needed data item
- **wound-wait** scheme — preemptive
 - ★ older transaction *wounds* (forces rollback) of younger transaction instead of waiting for it. Younger transactions may wait for older ones.
 - ★ may be fewer rollbacks than *wait-die* scheme.





Deadlock prevention (Cont.)

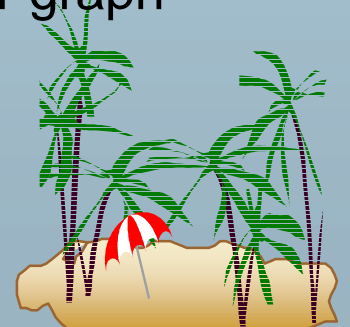
- Both in *wait-die* and in *wound-wait* schemes, a rolled back transactions is restarted with its original timestamp. Older transactions thus have precedence over newer ones, and starvation is hence avoided.
- **Timeout-Based Schemes :**
 - ★ a transaction waits for a lock only for a specified amount of time. After that, the wait times out and the transaction is rolled back.
 - ★ thus deadlocks are not possible
 - ★ simple to implement; but starvation is possible. Also difficult to determine good value of the timeout interval.





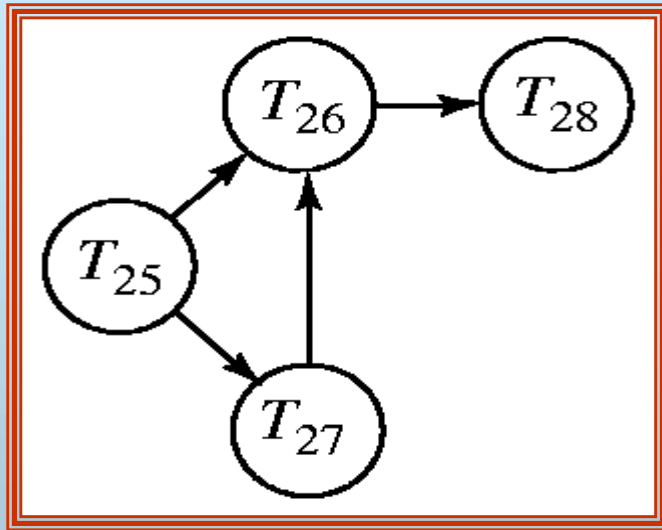
Deadlock Detection

- Deadlocks can be described as a *wait-for graph*, which consists of a pair $G = (V, E)$,
 - ★ V is a set of vertices (all the transactions in the system)
 - ★ E is a set of edges; each element is an ordered pair $T_i \rightarrow T_j$.
- If $T_i \rightarrow T_j$ is in E , then there is a directed edge from T_i to T_j , implying that T_i is waiting for T_j to release a data item.
- When T_i requests a data item currently being held by T_j , then the edge $T_i T_j$ is inserted in the wait-for graph. This edge is removed only when T_j is no longer holding a data item needed by T_i .
- The system is in a deadlock state if and only if the wait-for graph has a cycle. Must invoke a deadlock-detection algorithm periodically to look for cycles.

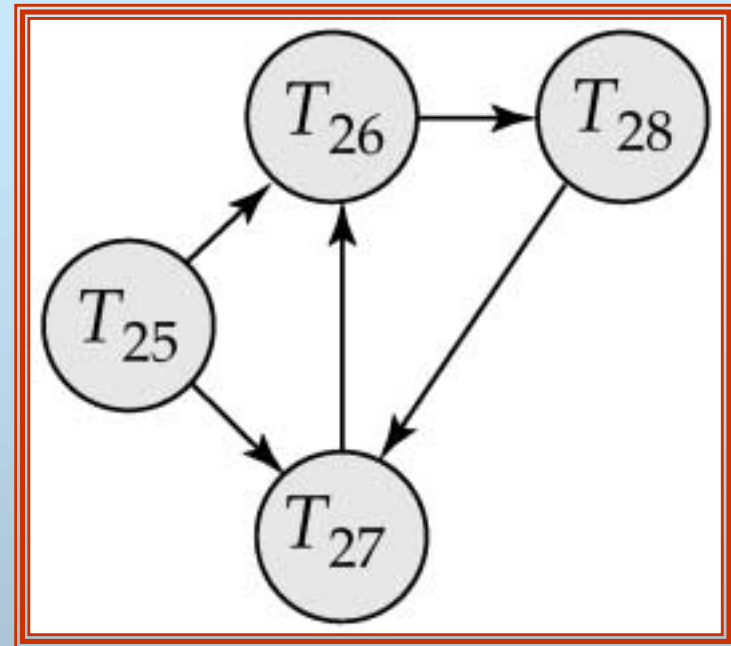





Deadlock Detection (Cont.)



Wait-for graph without a cycle




Wait-for graph with a cycle





Deadlock Recovery

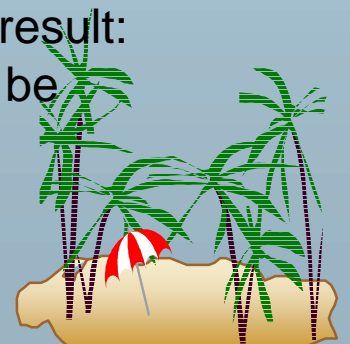
- When deadlock is detected :
 - ★ Some transaction will have to rolled back (made a victim) to break deadlock. Select that transaction as victim that will incur minimum cost.
 - ★ Rollback -- determine how far to roll back transaction
 - **Total rollback:** Abort the transaction and then restart it.
 - More effective to roll back transaction only as far as necessary to break deadlock.
 - ★ Starvation happens if same transaction is always chosen as victim. Include the number of rollbacks in the cost factor to avoid starvation





Insert and Delete Operations

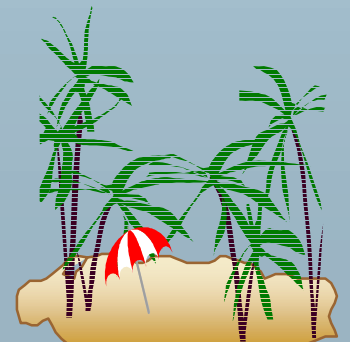
- If two-phase locking is used :
 - ★ A **delete** operation may be performed only if the transaction deleting the tuple has an exclusive lock on the tuple to be deleted.
 - ★ A transaction that inserts a new tuple into the database is given an X-mode lock on the tuple
- Insertions and deletions can lead to the **phantom phenomenon**.
 - ★ A transaction that scans a relation (e.g., find all accounts in Perryridge) and a transaction that inserts a tuple in the relation (e.g., insert a new account at Perryridge) may conflict in spite of not accessing any tuple in common.
 - ★ If only tuple locks are used, non-serializable schedules can result: the scan transaction may not see the new account, yet may be serialized before the insert transaction.





Insert and Delete Operations (Cont.)

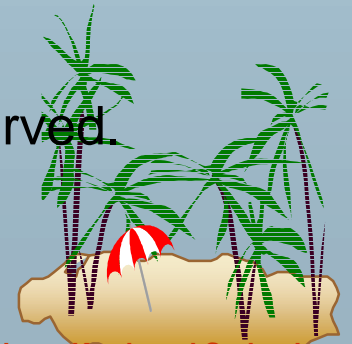
- The transaction scanning the relation is reading information that indicates what tuples the relation contains, while a transaction inserting a tuple updates the same information.
 - ★ The information should be locked.
- One solution:
 - ★ Associate a data item with the relation, to represent the information about what tuples the relation contains.
 - ★ Transactions scanning the relation acquire a shared lock in the data item,
 - ★ Transactions inserting or deleting a tuple acquire an exclusive lock on the data item. (Note: locks on the data item do not conflict with locks on individual tuples.)
- Above protocol provides very low concurrency for insertions/deletions.
- Index locking protocols provide higher concurrency while preventing the phantom phenomenon, by requiring locks on certain index buckets.





Index Locking Protocol

- Every relation must have at least one index. Access to a relation must be made only through one of the indices on the relation.
- A transaction T_i that performs a lookup must lock all the index buckets that it accesses, in S-mode.
- A transaction T_i may not insert a tuple t_i into a relation r without updating all indices to r .
- T_i must perform a lookup on every index to find all index buckets that could have possibly contained a pointer to tuple t_i , had it existed already, and obtain locks in X-mode on all these index buckets. T_i must also obtain locks in X-mode on all index buckets that it modifies.
- The rules of the two-phase locking protocol must be observed.






Weak Levels of Consistency

- **Degree-two consistency:** differs from two-phase locking in that S-locks may be released at any time, and locks may be acquired at any time
 - ★ X-locks must be held till end of transaction
 - ★ Serializability is not guaranteed, programmer must ensure that no erroneous database state will occur]


- **Cursor stability:**
 - ★ For reads, each tuple is locked, read, and lock is immediately released
 - ★ X-locks are held till end of transaction
 - ★ Special case of degree-two consistency





Weak Levels of Consistency in SQL

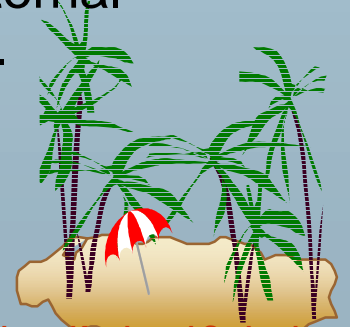
- SQL allows non-serializable executions
 - ★ **Serializable**: is the default
 - ★ **Repeatable read**: allows only committed records to be read, and repeating a read should return the same value (so read locks should be retained)
 - However, the phantom phenomenon need not be prevented
 - T1 may see some records inserted by T2, but may not see others inserted by T2
 - ★ **Read committed**: same as degree two consistency, but most systems implement it as cursor-stability
 - ★ **Read uncommitted**: allows even uncommitted data to be read






Concurrency in Index Structures

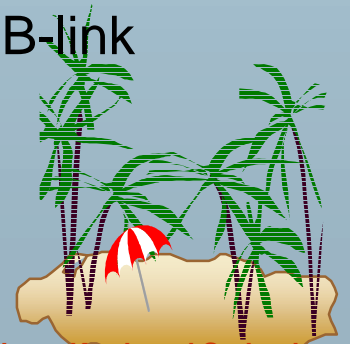
- Indices are unlike other database items in that their only job is to help in accessing data.
- Index-structures are typically accessed very often, much more than other database items.
- Treating index-structures like other database items leads to low concurrency. Two-phase locking on an index may result in transactions executing practically one-at-a-time.
- It is acceptable to have nonserializable concurrent access to an index as long as the accuracy of the index is maintained.
- In particular, the exact values read in an internal node of a B⁺-tree are irrelevant so long as we land up in the correct leaf node.
- There are index concurrency protocols where locks on internal nodes are released early, and not in a two-phase fashion.





Concurrency in Index Structures (Cont.)

- Example of index concurrency protocol:
- Use **crabbing** instead of two-phase locking on the nodes of the B⁺-tree, as follows. During search/insertion/deletion:
 - ★ First lock the root node in shared mode.
 - ★ After locking all required children of a node in shared mode, release the lock on the node.
 - ★ During insertion/deletion, upgrade leaf node locks to exclusive mode.
 - ★ When splitting or coalescing requires changes to a parent, lock the parent in exclusive mode.
- Above protocol can cause excessive deadlocks. Better protocols are available; see Section 16.9 for one such protocol, the B-link tree protocol




End of Chapter





Partial Schedule Under Two-Phase Locking


T_5	T_6	T_7
lock-X(A) read(A) lock-S(B) read(B) write(A) unlock(A)	lock-X(A) read(A) write(A) unlock(A)	lock-S(A) read(A)






Incomplete Schedule With a Lock Conversion

T_8	T_9
lock-S(a_1)	lock-S(a_1)
lock-S(a_2)	lock-S(a_2)
lock-S(a_3)	
lock-S(a_4)	
	unlock(a_1)
	unlock(a_2)
lock-S(a_n)	
upgrade(a_1)	


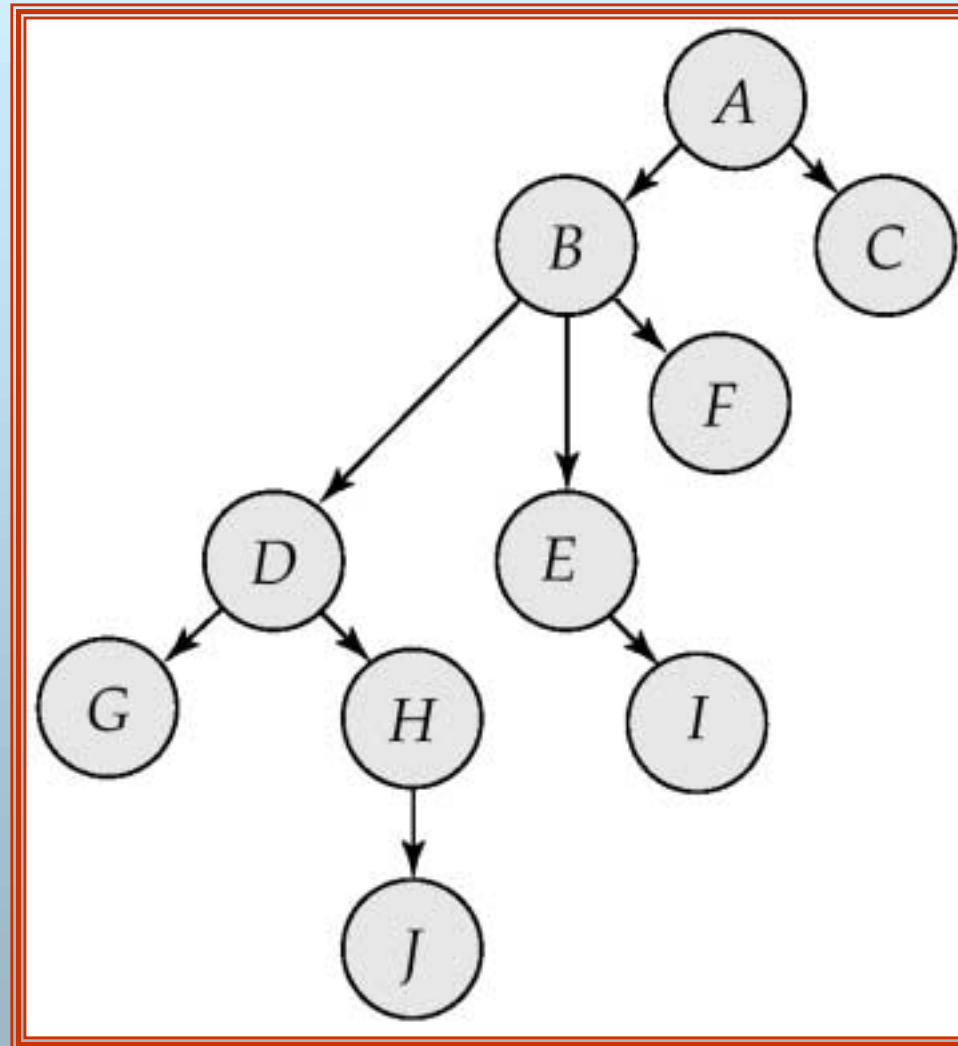


Lock Table





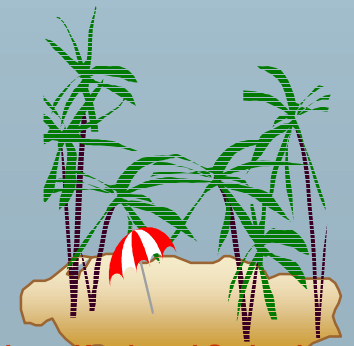
Tree-Structured Database Graph





Serializable Schedule Under the Tree Protocol


T_{10}	T_{11}	T_{12}	T_{13}
lock-X(B)	lock-X(D) lock-X(H) unlock(D)		
lock-X(E) lock-X(D) unlock(B) unlock(E)		lock-X(B) lock-X(E)	
lock-X(G) unlock(D)	unlock(H)		lock-X(D) lock-X(H) unlock(D) unlock(H)
unlock (G)		unlock(E) unlock(B)	





Schedule 3

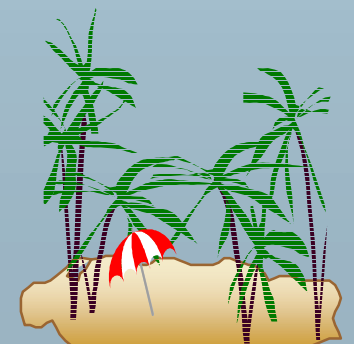
T_{14}	T_{15}
read(B)	read(B)
	$B := B - 50$
	write(B)
read(A)	read(A)
display($A + B$)	$A := A + 50$
	write(A)
	display($A + B$)





Schedule 4


T_{16}	T_{17}
read(Q)	write(Q)
write(Q)	






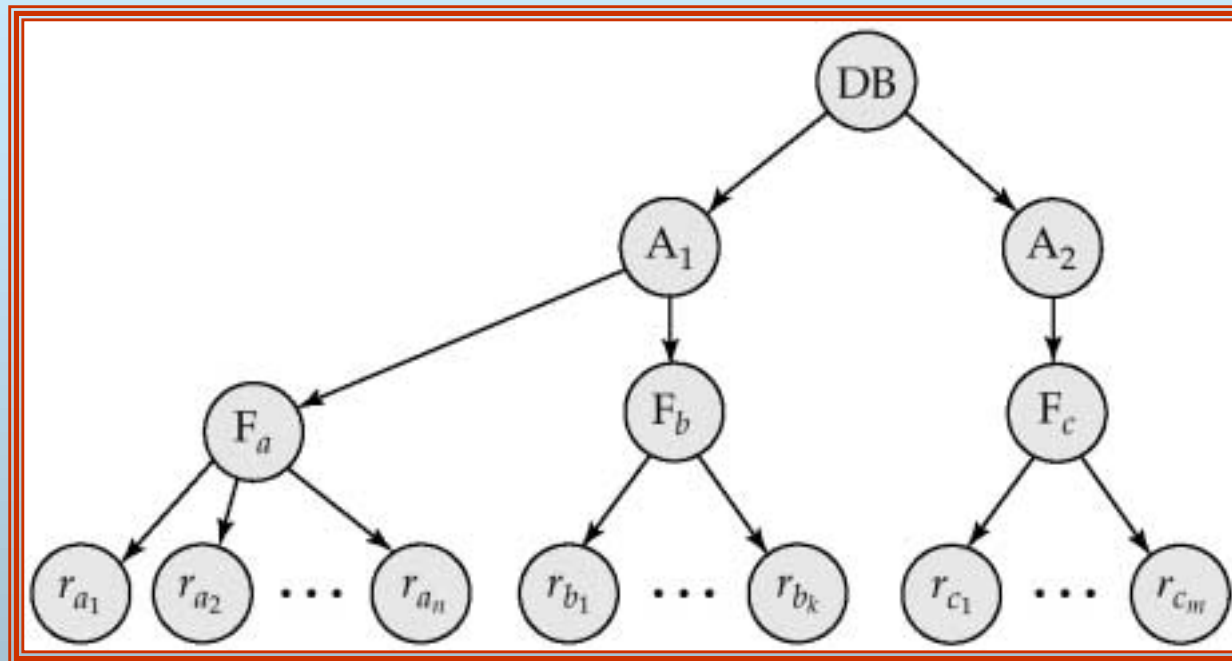
Schedule 5, A Schedule Produced by Using Validation

T_{14}	T_{15}
read(B)	read(B) $B := B - 50$ read(A) $A := A + 50$
read(A) <i>< validate ></i> display($A + B$)	<i>< validate ></i> write(B) write(A)






Granularity Hierarchy






Compatibility Matrix

	IS	IX	S	SIX	X
IS	true	true	true	true	false
IX	true	true	false	false	false
S	true	false	true	false	false
SIX	true	false	false	false	false
X	false	false	false	false	false






Wait-for Graph With No Cycle






Wait-for-graph With A Cycle






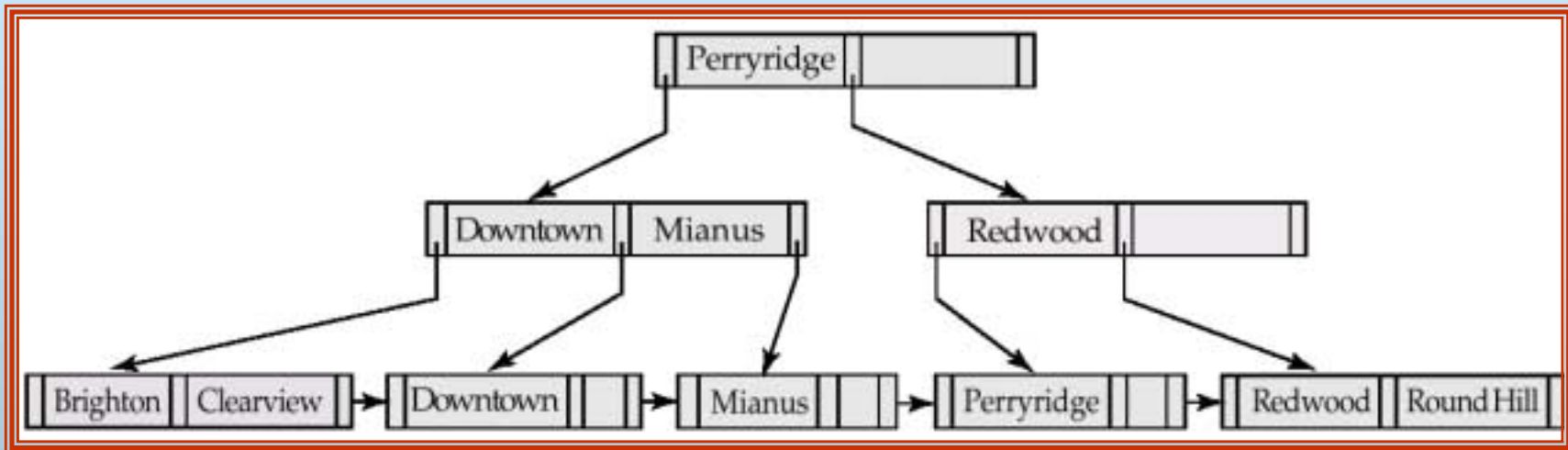
Nonserializable Schedule with Degree-Two Consistency

T_3	T_4
lock-S(Q) read(Q) unlock(Q)	
	lock-X(Q) read(Q) write(Q) unlock(Q)
lock-S(Q) read(Q) unlock(Q)	




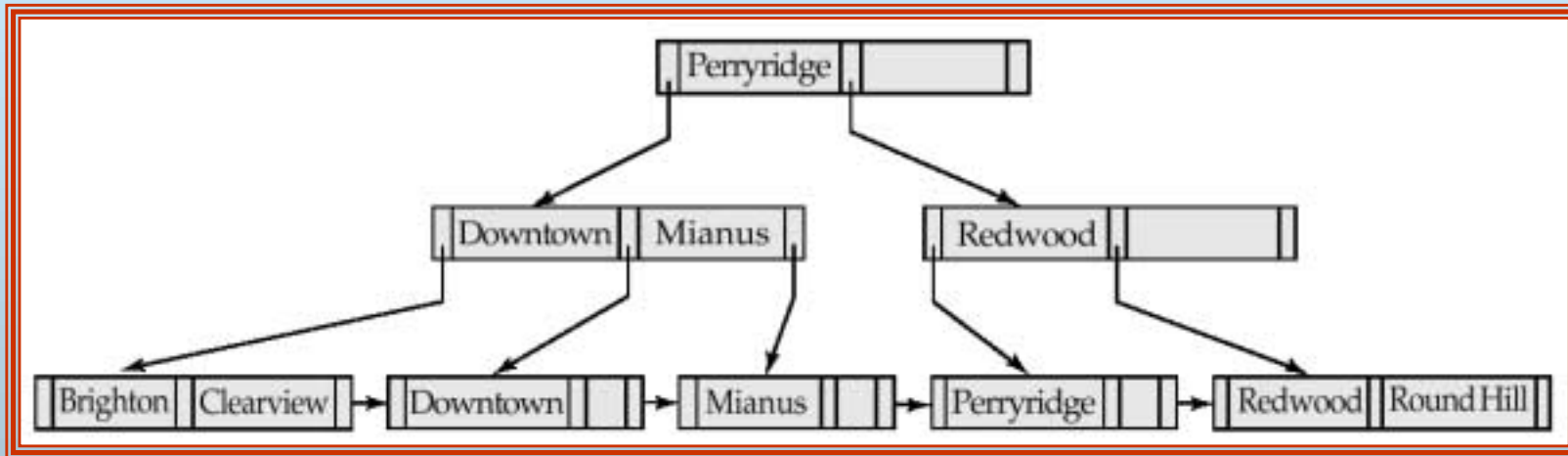


B⁺-Tree For *account* File with $n = 3$.





Insertion of "Clearview" Into the B⁺-Tree of Figure 16.21





Lock-Compatibility Matrix

	S	X	I
S	true	false	false
X	false	false	false
I	false	false	true

